



Product Reliability Test Report

15" Panel Mount Industrial Monitor
Revision F



Table of Contents

Test Report Overview	3
Testing Rationale	3
Test Plan	4
Testing Pictures	5
Test 1 – Cold (Steady State), Non-Operating	6
Test Equipment.....	6
Test Procedure	6
Results	6
Test 2 – Cold (Steady State), Operating.....	7
Test Equipment.....	7
Test Procedure	7
Results	7
Test 3 – Dry Heat (Steady State), Operating.....	8
Test Equipment.....	8
Test Procedure	8
Results	8
Test 4 – Thermal Shock, Non-Operating.....	9
Test Equipment.....	9
Test Procedure	9
Results	10
Test 5 – Thermal Shock, Operating.....	11
Test Equipment.....	11
Test Procedure	11
Results	11
Test 6 – Mechanical Shock, Operating	12
Test Procedure	12
Results	12
Test 7 – Free Fall	12
Test Procedure	12
Results	12
Test 8 – Exposure to Water.....	12
Test 9 – Static Load	13
Test Equipment.....	13
Test Procedure	13
Results	13
Test 10 – Vibration (Broadband), Non-Operating	14
Test Procedure	14
Results	14
Test 11 – Vibration (Sinusoidal), Operating	14
Test Procedure	14
Results	14
Test 12 – Damp Heat (Cyclic), Operating.....	15
Test Equipment.....	15
Test Procedure	15
Results	15
Test 13 – Damp Heat (Steady State), Operating.....	16
Test Equipment.....	16
Test Procedure	16
Results	16

Test Report Overview

Hope Industrial Systems, Inc.
Environmental Testing Laboratory

Report for: HIS-ML15-xxxF, SN 1103758, with resistive touch

Testing Rationale

The environmental classification system set out in IEC 60721-3 is used to determine the conditions to which an HIS product is likely to be exposed, given the way it is intended to be operated, stored, and transported:

The **operating** environment is defined generally as Set IE35 of Condition Classes from IEC 60721-3-3. This set of conditions typifies the environments to which products are exposed on process plant floors, where conditions are more severe than those typical of offices, garages, cellars, and workshops, but less severe than those that can be encountered in buildings lacking any protection from daily variations in outdoor climate, especially in geographical areas with very severe outdoor climates. In such environments, temperature can range from -5° to 45°C (23° to 113°F) and humidity can range from 5% to 95% with condensation possible. Products may be subject to heat radiation (near heating equipment), solar radiation (near windows), and moderate movement of air. Significant levels of vibration and shock can be present, as transmitted from machines or passing vehicles.

The **storage** environment is defined as Set IE12 of Condition Classes from IEC 60721-3-1. This set of conditions typifies the environments of weather-protected storage facilities without continuous control of temperature and humidity. The conditions are more severe than those in facilities with continuous temperature and humidity control, and less severe than those in facilities without any heating and cooling. In such environments, temperature can range from -5° to 45°C (23° to 113°F) and humidity can range from 5% to 95%, with condensation and ice formation possible. Stored products can be exposed to solar and heat radiation and to movements of surrounding air.

The **transport** environment is defined as Set IE21 of Condition Classes from IEC 60721-3-2. This set of conditions typifies the environments to which products are exposed in transport by ground in air-cushioned trailers through areas with normal levels of industrial activity, or by air in heated and pressurized cargo holds.

Once the operating, storage, and transport environments have been characterized, the guidelines and recommendations given in IEC 60721-4 are used to determine the specific tests and test conditions that will adequately simulate these environments in the laboratory.

Test Plan

The specimen is subjected to the tests in the column “HIS Combined Test” in succession. The order of tests is based on IEC recommendations, which take into account the fact that certain tests can affect the outcomes of subsequent tests. The specimen must pass all tests in order to qualify for the prescribed environmental ratings.

Test Type (Test Number)	HIS Combined Test	Test recommended for IE35 (3K5/3M3), extended to 3M4 and excepting 3Z8 – Operating	Test recommended for IE12 (1K3/1M2) – Storage	Test recommended for IE21 (2K2/2M1) – Transport
Cold, Steady State, Non-operating	68-2-1 Ab, -25°C 16 hrs			68-2-1 Ab, -25°C 16 hrs
Cold, Steady State, Operating	68-2-1 Ad, -5°C 16 hrs	68-2-1 Ad, -5°C 16 hrs	68-2-1 Ab, -5°C 16 hrs	
Dry Heat, Steady State, Operating	68-2-2 Bd, 55°C 16 hrs	68-2-2 Bd, 45°C 16 hrs	68-2-2- Bd, 45°C 16 hrs	68-2-2 Bd, 55°C 16 hrs
Solar Radiation		10°C added to dry heat test above	10°C added to dry heat	dry heat test above
Thermal Shock, Non-operating	68-2-14 Na, -25°C to ambient, 5 cycles			68-2-14 Na, -25°C to ambient, 5 cycles
Thermal Shock, Operating	68-2-14 Nb, -5°C to ambient, 2 cycles, 0.5°C/min 3 hr dwell	68-2-14 Nb, -5°C to ambient, 2 cycles, 0.5°C/min 3 hr dwell		
Mechanical Shock, Operating	68-2-29 Eb, 150m/sec ² 6 msec half sine, 100 pulses in each of 6 directions	68-2-29 Eb, 150 m/sec ² 6 msec half sine, 100 pulses in each of 6 directions		68-2-29 Eb 100 m/sec ² , 16 msec half sine, 100 pulses in each of 6 directions
Free Fall	ISO 4180-2 2 falls, ht based on mass			ISO 4180-2 2 falls, ht based on mass
Water from sources not rain	68-2-18 Rb, for dripping water per Ra 2 1-hr 2 m drip ht, 0deg angle	Omitted (see rationale for exclusion of special condition 3Z8)	68-2-18 Rb, for dripping water per Ra 2 1-hr 2 m drip ht, 0deg angle	
Static Load	ISO 2234		ISO 2234	ISO 2234
Vibration (broadband), Non-operating	68-2-64 Fh, ASD 1.0 10-100 Hz, -3 db/octave 100-200 Hz, then ASD 0.5 200-2000 Hz, 3 axes, 30 min/axis			68-2-64 Fh, ASD 1.0 10-100 Hz, -3 db/octave 100-200 Hz, then ASD 0.5 200-2000 Hz, 3 axes, 30 min/axis
Vibration (sinusoidal), Operating	68-2-6 Fc, 3.5 mm disp to 9 Hz, then 10 m/sec ² accel, 9-500 Hz, 3 axes, 10 sweep cycles	68-2-6 Fc, 3.5 mm disp to 9 Hz, then 10 m/sec ² accel, 9-150 Hz, 3 axes, 10 sweep cycles	68-2-6 Fc 0.75 mm p-p to 9 Hz, then 2 m/sec ² 9-150 Hz, 3 axes, 10 cycles	68-2-6 Fc 3.5 mm p-p to 9 Hz, then 10 m/sec ² 9-500 Hz, 3 axes, 10 sweeps
Damp Heat, Cyclical, Operating	68-2-30 Db Var 2 40°C 90-100% RH, 2 cycles	68-3-30 Db Var 2 30°C 90-100 RH, 2 cycles	68-2-30 Db Var 2 40°C 90-100% RH, 1 cycle	
Damp Heat, Steady State, Operating	68-2-56 Cb 40°C 93% RH 96 hr	68-2-56 Cb 30°C 93% RH 96 hr	68-2-56 Cb 30°C 93% RH 96 hr	68-2-56 Cb 40°C 85% RH 96 hr

Criteria for Passage of Test: The specimen must remain operational throughout the test, as demonstrated by visibility of a display through the chamber window. The specimen must exhibit no signs of material degradation under visual inspection following the test.

Testing Pictures



The photo to the left shows how specimens were installed in the chamber.



The photo to the left shows a view through the chamber while testing was in progress. While only the screen of the ML15 is visible in this view, the screens of the other specimens were visible through the window from other angles.

Test 1 – Cold (Steady State), Non-Operating

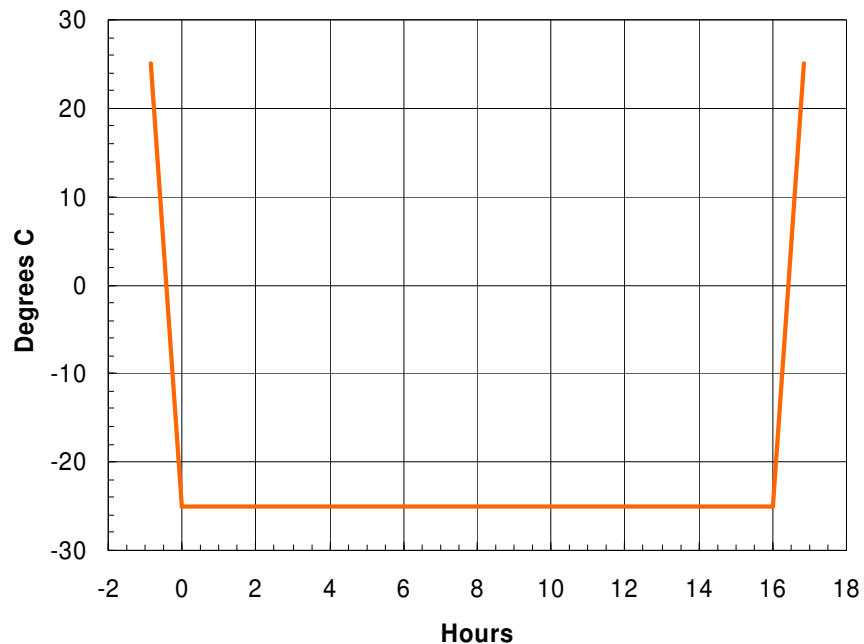
Purpose of Test: To demonstrate that the specimen can be transported in conditions where the ambient air temperature can fall to -25°C, as recommended in IEC 60721-4-2 to qualify the specimen for transport in Class 2K2 Climate as defined in IEC 60721-3-2.

This test also demonstrates that the specimen can be stored in conditions where the ambient air temperature can fall to -5°C, as recommended in IEC 60721-4-1 to qualify the specimen for storage in Class 1K3 Climate as defined in IEC 60721-3-1.

Test Standard: IEC 60068-2-1, test Ab

Test Conditions: -25°C (+/- 3°), 16 hours, specimen not energized, specimen packaged

Cold, Non-operating



Test Equipment

Thermotron SM-16 climatic chamber, with 4800 controller and 2 input channels for temperature and humidity monitoring

Test Procedure

Unless otherwise noted, the procedure followed was the procedure described in Test 1, "HIS Monitor Testing," V0.92, which in turn follows the recommendations of IEC 60068-2-1 for test Ab.

Test parameters were entered into the Thermotron controller as program #1.

Results

Specimen was found to be in good working order following the test.

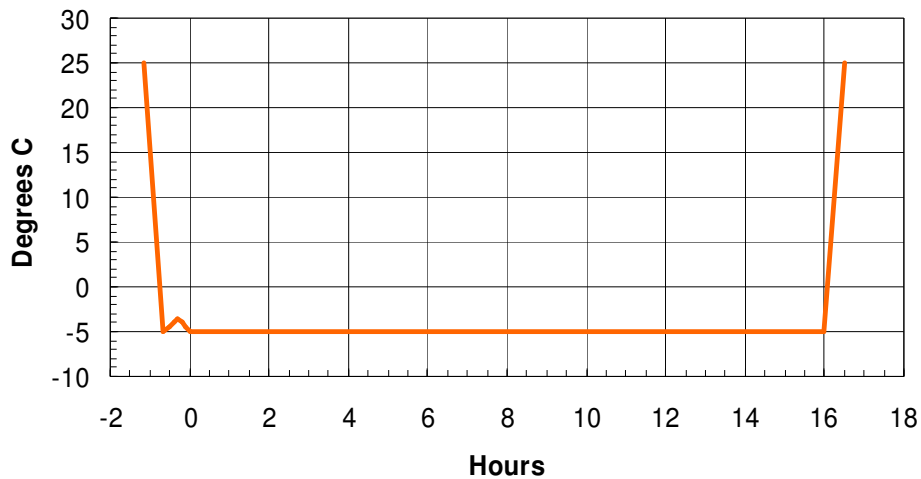
Test 2 – Cold (Steady State), Operating

Purpose of Test: To demonstrate that the specimen can operate in a location in which the ambient air temperature can fall to -5°C, as recommended in IEC 60721-4-3 to qualify the specimen for operation in Class 3K5 Climate as defined in IEC 60721-3-3.

Test Standard: IEC 60068-2-1 test Ad for heat-dissipating specimens

Test Conditions: -5°C, 16 hours, specimen operating

Cold, Operating



Test Equipment

Thermotron SM-16 climatic chamber, with 4800 controller and 2 input channels for temperature and humidity monitoring

PC and video splitter used to supply video to specimens

Test Procedure

Unless otherwise noted, the procedure followed was the procedure described in Test 2, "HIS Monitor Testing," V0.92, which in turn follows the recommendations of IEC 60068-2-1 for test Ad.

Test parameters were entered into the Thermotron controller as program #2.

NOTE: The period of exposure at -5°C was extended from 16 hours to 22 hours to facilitate management of the test.

Results

Specimen was found to be in good working order following the test.

Test 3 – Dry Heat (Steady State), Operating

Purpose of Test: To demonstrate that the specimen can operate in a location where the ambient air temperature can rise to 45°C, and where combined effects of solar radiation, movement of air, and thermal radiation on the specimen can produce a rise of up to 10°C over ambient, as recommended by IEC 60721-4-3 to qualify the specimen for operation in a Class 3K5 Climate as defined in IEC 60721-3-3.

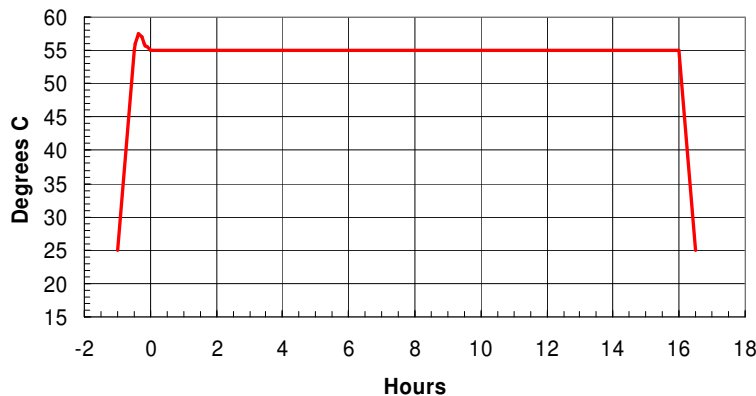
This test also demonstrates that the specimen can be transported in unventilated conditions where the ambient air temperature can rise to 55°C, or in ventilated conditions where the ambient air temperature can rise to 40°C, as recommended in IEC 60721-4-2 to qualify the specimen for transport in a Class 2K2 Climate as defined in IEC 60721-3-2.

This test also demonstrates that the specimen can be stored in conditions where the ambient air temperature can rise to 55°C, as recommended in IEC 60721-4-1 to qualify the specimen for storage in a Class 1K3 Climate as defined in IEC 60721-3-1.

Test Standard: IEC 60068-2-2, test Bd for heat-dissipating specimens

Test Conditions: 55°C (+/- 3°), 16 hours, specimen operating

Dry Heat, Operating



Test Equipment

Thermotron SM-16 climatic chamber, with 4800 controller and 2 input channels for temperature and humidity monitoring

PC and video splitter used to supply video to specimens

Test Procedure

Unless otherwise noted, the procedure followed was the procedure described in Test 3, "HIS Monitor Testing," V0.92, which in turn follows the recommendations of IEC 60068-2-2 for test Bd.

Test parameters were entered into the Thermotron controller as program #3.

NOTE: The period of exposure at 55°C was extended from 16 hours to 22 hours to facilitate management of the test.

Results

Specimen was found to be in good working order following the test.

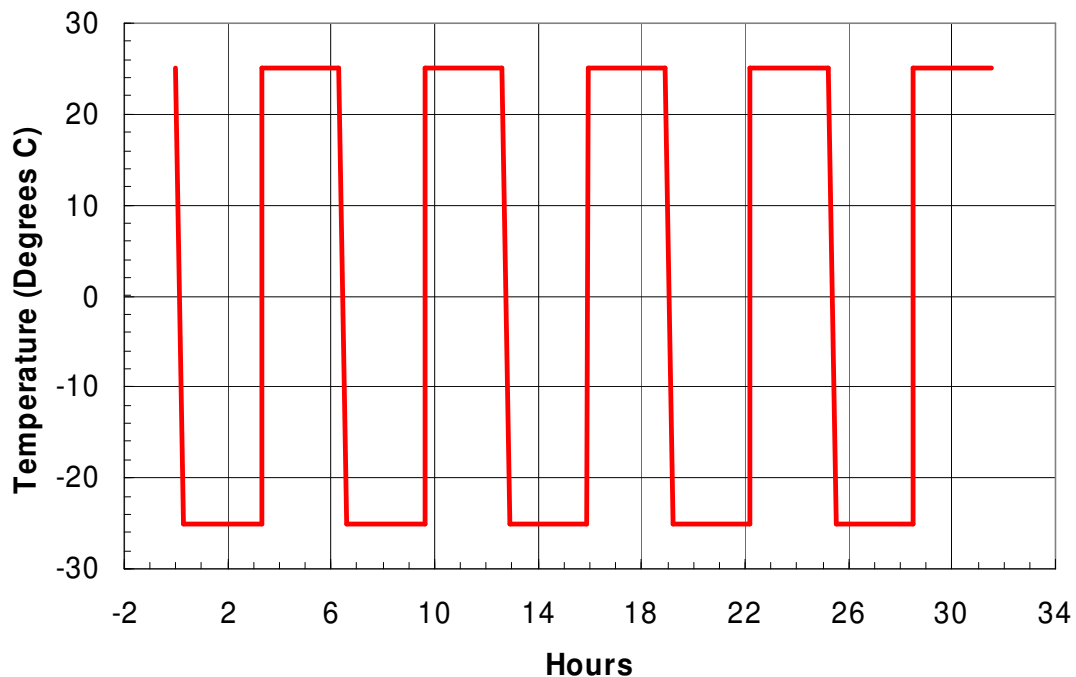
Test 4 – Thermal Shock, Non-Operating

Purpose of Test: To demonstrate that the specimen can be transported in conditions where the ambient air temperature can vary rapidly over a considerable range, as recommended in IEC 60721-4-2 to qualify the specimen for transport in a Class 2K2 Climate as defined in IEC 60721-3-2.

Test Standard: IEC 60068-2-14, test Na

Test Conditions: -25°C to ambient, 5 cycles, specimen not energized, specimen packaged

Thermal Shock, Non-operating



Test Equipment

Thermotron SM-16 climatic chamber, with 4800 controller and 2 input channels for temperature and humidity monitoring

Test Procedure

Unless otherwise noted, the procedure followed was the procedure described in Test 13, "HIS Monitor Testing," V0.92, which in turn follows the recommendations of IEC 60068-2-14 for test Na.

A change was made in the procedure to allow automating the test, to ensure the ambient temperature would be appropriate. Instead of holding the chamber at -25°C and physically moving the specimens into the chamber or from the chamber into normal ambient conditions every three hours, the specimens were left in the chamber for the duration of the test and the chamber was programmed as follows (program #7):

Interval	Channel 1 Start	Channel 1 End	Channel 2 Start	Channel 2 End	Time
1	25 °C	-25 °C	50%	50%	15 mins
2	-25 °C	-25 °C	50%	50%	3 hrs
3	-25 °C	25 °C	50%	50%	15 mins
4	25 °C	25 °C	50%	50%	3 hrs
Loop back to interval 7 times					

Although the test plan calls for only 5 cycles, 7 cycles were run in order to easily manage the testing.

Results

Specimen was found to be in good working order following the test.

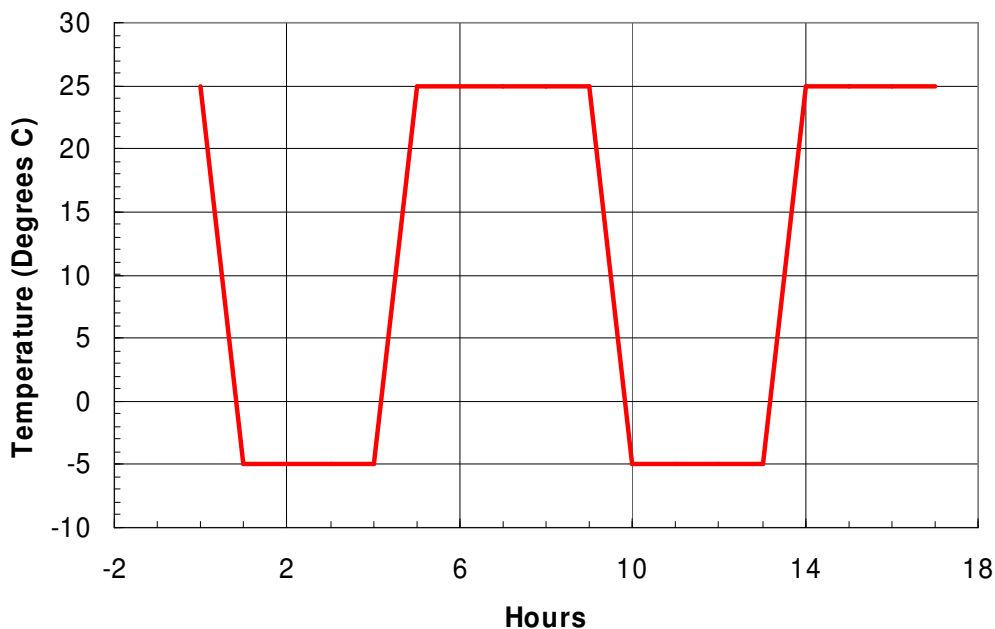
Test 5 – Thermal Shock, Operating

Purpose of Test: To demonstrate that the specimen can be operated in conditions where the ambient air temperature can vary rapidly over a considerable range, as recommended in IEC 60721-4-3 to qualify the specimen for operation in a Class 3K5 Climate as defined in IEC 60721-3-3.

Test Standard: IEC 60068-2-14, test Nb

Test Conditions: -5°C to ambient, 2 cycles, specimen energized, 0.5°C/min rate of temperature change

Thermal Shock, Operating



Test Equipment

Thermotron SM-16 climatic chamber, with 4800 controller and 2 input channels for temperature and humidity monitoring

PC and video splitter used to supply video to specimens

Test Procedure

Unless otherwise noted, the procedure followed was the procedure described in Test 5, "HIS Monitor Testing," V0.92, which in turn follows the recommendations of IEC 60068-2-14 for test Nb.

Test parameters were entered into the Thermotron controller as program #4.

NOTE: The number of temperature cycles was extended from 2 to 3 to facilitate management of the test.

Results

Specimen was found to be in good working order following the test.

Test 6 – Mechanical Shock, Operating

Purpose of Test: To demonstrate that the specimen can be operated in conditions where it can be subjected to moderate shock, as recommended in IEC 60721-4-3 to qualify the specimen for operation in a Class 3M4 mechanical environment as defined in IEC 60721-3-3.

This test also demonstrates that the specimen can be transported in conditions where it can be subjected to moderate shock, as recommended in IEC 60721-4-2 to qualify the specimen for operation in a Class 2M1 environment as defined in IEC 60721-3-2.

Test Standard: IEC 60068-2-29, test Eb

Test Conditions: 150 m/sec², 6 msec half-sine pulses (nominal), 6 directions, 100 pulses per direction, specimen energized, specimen unpackaged

Test Procedure

Applied Technical Services report “Shock and Vibration Testing of LCD Monitors,” JOB #D132779, Purchase Order # 58887, is incorporated by reference.

For the complete report, visit: http://www.hismonitors.com/assets/Test_Report_ATS.pdf

Results

Specimen was found to be in good working order following the test.

Test 7 – Free Fall

Purpose of Test: To demonstrate that the specimen can withstand moderately rough handling that could involve dropping, as recommended in IEC 60721-4-2 to qualify the specimen for transport in Class 2M1 conditions as defined in IEC 60721-3-2.

This test also demonstrates that the specimen can withstand moderately rough handling that could involve dropping as recommended in IEC 60721-4-1 to qualify the specimen for storage in Class 1M2 conditions as defined in IEC 60721-3-1.

Test Standard: ISO 4180-2 (ISO 2248)

Test Conditions: 2 falls at each specified altitude, height based on mass, specimen not energized, specimen packaged, laboratory ambient.

Test Procedure

Applied Technical Services report “Shock and Vibration Testing of LCD Monitors,” JOB #D132779, Purchase Order # 58887, is incorporated by reference.

For the complete report, visit: http://www.hismonitors.com/assets/Test_Report_ATS.pdf

Results

Specimen was found to be in good working order following the test.

Test 8 – Exposure to Water

Test waived due to product being packaged and taped in a plastic bag.

Test 9 – Static Load

Purpose of Test: To demonstrate that the specimen (packaged) can withstand static loads that might be imposed when items are stacked on it in transport or storage, as recommended in IEC 60721-4-1/2 to qualify the specimen for transport and storage in Class 1M2/2M1 conditions as defined in IEC 60721-3-1/2.

Test Standard: ISO 2234

Test Conditions: Laboratory ambient conditions, stack height 2.5 m

Test Equipment

Concrete Floor

Test Procedure

1. This test requires multiple identical specimens. Each specimen shall be a monitor in its normal packaging. Packaging shall be sealed in the normal way for storage and transport.
2. The number of specimens required for the test shall be determined from the specified stack height. The required number of specimens shall be weighed to determine the static load.
3. Prior to the test, one of the specimens shall be selected at random as the specimen under test. Its overall outside dimensions shall be measured to within 1 mm.
4. The required number of specimens shall be stacked vertically on a concrete floor that is level to within +/- 2 mm over the relevant area. The specimen selected as the specimen under test and previously measured shall be placed at the bottom of the stack.
5. The specimens shall remain stacked at laboratory ambient for a period of 24 hours, or until collapse of the specimen under test.
6. The specimens shall be unstacked, and the specimen under test shall be measured to within +/- 1 mm.

Criteria for passage of test: Following exposure to the specified conditions, the dimensions of the specimen under test shall be within 5% of its pre-test dimensions, and the package shall exhibit no buckling.

Results

Pass – total dimensional change of the specimen was 3% of its pre-test dimension.



Test 10 – Vibration (Broadband), Non-Operating

Purpose of Test: To demonstrate that the specimen can withstand moderate levels of random vibration, as recommended in IEC 60721-4-2 to qualify the specimen for transport in Class 2M1 conditions as defined in IEC 60721-3-2.

Test Standard: IEC 60068-2-64, test Fh

Test Conditions: ASD 1.0 from 10-100 Hz -3db/octave 100-200 Hz, then ASD 0.5 200-2000 Hz, 3 axes, 30 min/axis, specimen not energized, specimen may be packaged

Test Procedure

Applied Technical Services report “Shock and Vibration Testing of LCD Monitors,” JOB #D132779, Purchase Order # 58887, is incorporated by reference.

For the complete report, visit: http://www.hismonitors.com/assets/Test_Report_ATS.pdf

Results

Specimen was found to be in good working order following the test.

Test 11 – Vibration (Sinusoidal), Operating

Purpose of Test: To demonstrate that the specimen can withstand moderate levels of vibration while operating, as recommended in IEC 60721-4-3 to qualify the specimen for transport in Class 3M4 conditions as defined in IEC 60721-3-3.

This test also demonstrates (by extension of the vibrational frequency range to 500 Hz) that the specimen can withstand moderate levels of vibration, as recommended in IEC 60721-4-2 to qualify the specimen for transport in Class 2M1 conditions as defined in IEC 60721-3-2.

This test will also demonstrate that the specimen can withstand moderate levels of vibration as recommended in IEC 60721-4-1 to qualify the specimen for storage in Class 1M2 conditions as defined in IEC 60721-3-1.

Test Standard: IEC 60068-2-6, test Fc

Test Conditions: 3.5 mm peak acceleration to 8.5 Hz, then 1 g (10 m/sec²) 8.5-500 Hz, 3 axes, 10 sweeps per axis at 1 octave/min, specimen energized

Test Procedure

Applied Technical Services report “Shock and Vibration Testing of LCD Monitors,” JOB #D132779, Purchase Order # 58887, is incorporated by reference.

For the complete report, visit: http://www.hismonitors.com/assets/Test_Report_ATS.pdf

Results

Specimen was found to be in good working order following the test.

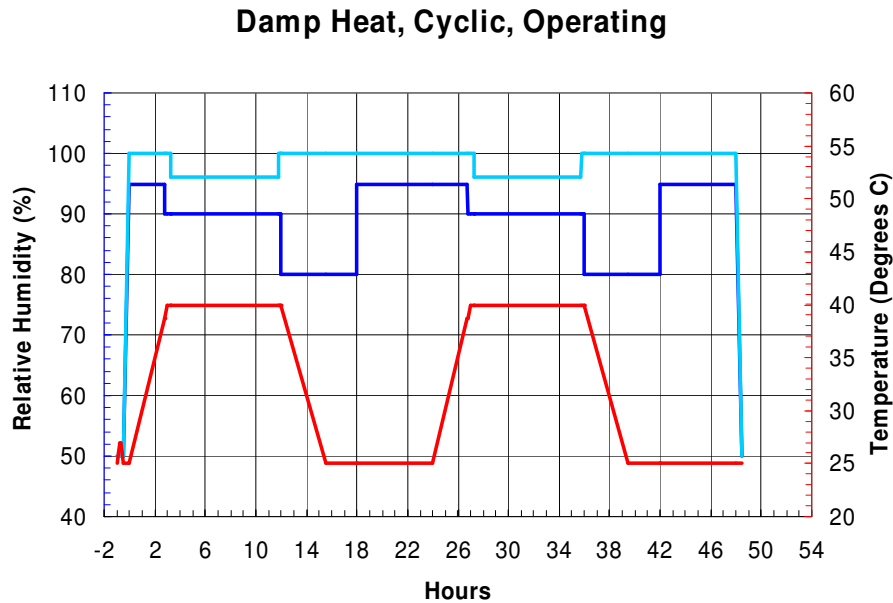
Test 12 – Damp Heat (Cyclic), Operating

Purpose of Test: To demonstrate that the specimen can operate in a location with high humidity combined with moderate changes in temperature that could produce condensation, as recommended by IEC 60721-4-3 to qualify the specimen for operation in a Class 3K5 Climate as defined in IEC 60721-3-3.

This test also demonstrates (by extension of the temperature to 40°C) that the specimen can be stored in conditions of high humidity combined with moderate changes in temperature that could produce condensation, as recommended by IEC 60721-4-1 to qualify the specimen for storage in a Class 1K3 Climate as defined in IEC 60721-3-1.

Test Standard: IEC 60068-2-30 test Db, variant 2

Test Conditions: Ambient to 40°C, 90-100% RH, 2 24-hour cycles, specimen operating



Test Equipment

Thermotron SM-16 climatic chamber, with 4800 controller and 2 input channels for temperature and humidity monitoring

PC and video splitter used to supply video to specimens

Test Procedure

Unless otherwise noted, the procedure followed was the procedure described in Test 12, "HIS Monitor Testing," V0.92, which in turn follows the recommendations of IEC 60068-2-30 for test Db, variant 2.

Test parameters were entered into the Thermotron controller as program #5.

Results

Specimen was found to be in good working order.

Test 13 – Damp Heat (Steady State), Operating

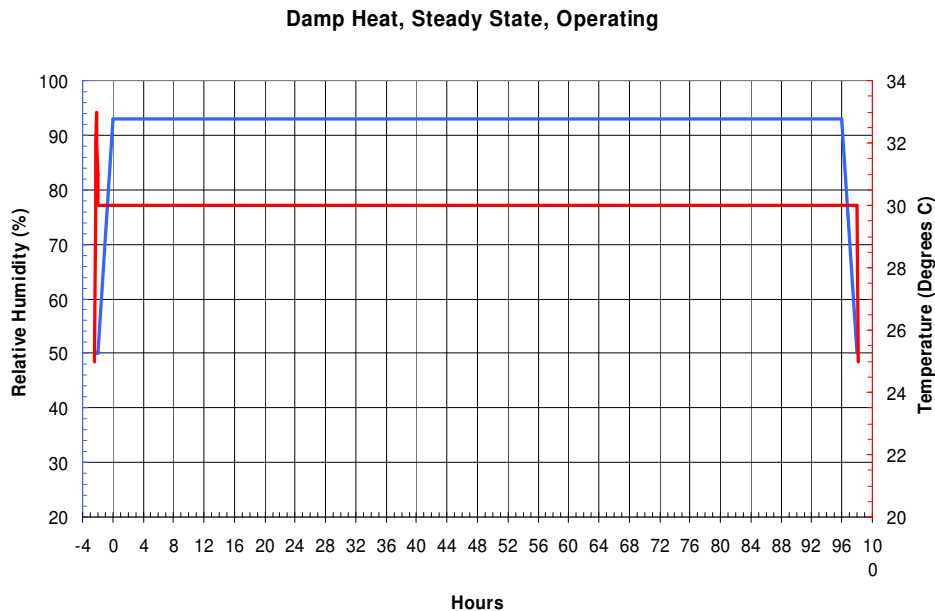
Purpose of Test: To demonstrate that the specimen can operate in a location with high humidity, as recommended in IEC 60721-4-3 to qualify the specimen for operation in a Class 3K5 Climate as defined in IEC 60721-3-3.

This test also demonstrates that the specimen can be transported in conditions of high humidity, as recommended in IEC 60721-4-2 to qualify the specimen for transport in a Class 2K2 Climate as defined in IEC 60721-3-2.

This test also demonstrates that the specimen can be stored in conditions of high humidity as recommended in IEC 60721-4-1 to qualify the specimen for storage in a Class 1K3 environment as defined in IEC 60721-3-1.

Test Standard: JIS C 0032 (IEC 60068-2-56 test Cb)

Test Conditions: 30°C, 93% RH, 96 hours, no condensation, specimen operating



Test Equipment

Thermotron SM-16 climatic chamber, with 4800 controller and 2 input channels for temperature and humidity monitoring

PC and VGA splitter box used to supply video to specimens

Test Procedure

Unless otherwise noted, the procedure followed was the procedure described in Test 13, "HIS Monitor Testing," V0.92, which in turn follows the recommendations of JIS C 0032.

The test parameters were entered into the Thermotron controller as Program #6.

Results

All specimens passed the test.

Hope Industrial Systems, Inc.

Sales and Customer Service: sales@HopeIndustrial.com
Support and Returns: support@HopeIndustrial.com
Accounting Department: accounting@HopeIndustrial.com

US / International

1325 Northmeadow Parkway
Suite 100
Roswell, GA 30076

Toll Free (US): (877) 762-9790
International: +1 (678) 762-9790
Fax: (678) 762-9789

www.HopeIndustrial.com

UK

P.O. Box 216, Ref. 294
Widnes
WA8 2ZX
United Kingdom

Phone: +44 20 7193 2618
Fax: +44 20 7117 1194

www.HopeIndustrial.co.uk